



















Franklin Auto Repair

Technicians With Integrity







STEP
1
UPON PICKUP

- | | | | |
|--------------------------|---------------------------------------|---|---|
| <input type="checkbox"/> | Steering wheel anchoring |  |  |
| <input type="checkbox"/> | Noise when turning the steering wheel |  |  |
| <input type="checkbox"/> | Noise from power steering pump |  |  |

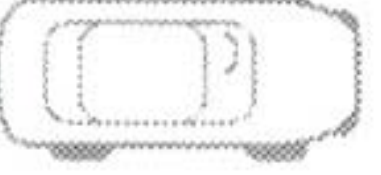





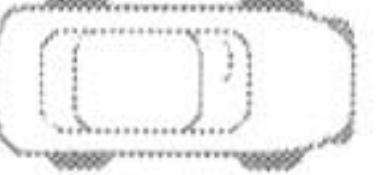


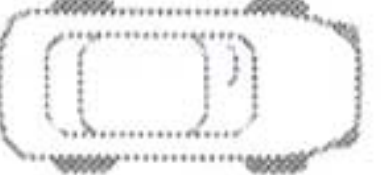

















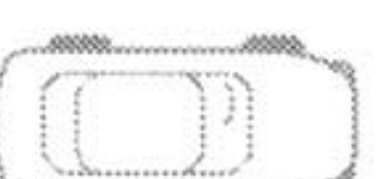


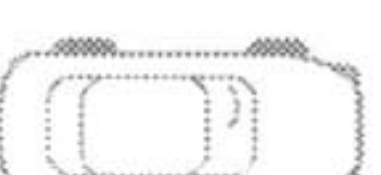















STEP
2
UNDER THE HOOD, ENGINE OFF

- | | | | |
|--------------------------|--|---|---|
| <input type="checkbox"/> | Power steering fluid level and condition |  |  |
| <input type="checkbox"/> | Pump appearance |  |  |
| <input type="checkbox"/> | Hoses-condition |  |  |
| <input type="checkbox"/> | Belts and tensioner(s)-condition |  |  |
| <input type="checkbox"/> | Shock absorber lathe(s) and end(s) |  |  |
| <input type="checkbox"/> | Steering column seal(s) |  |  |

STEP
3
AROUND THE VEHICLE

- | | | | |
|--------------------------|------------------------------------|--|---|
| <input type="checkbox"/> | Tire pressure | Adjusted >  | |
| <input type="checkbox"/> | Ground clearance – Suggested (cm): |  |  |
| | Actual (cm): |  | |
| <input type="checkbox"/> | Tire-condition – Dimension: |  |  |

STEP
4
UNDER THE VEHICLE

- | | | | | |
|--------------------------|--|---|---|---|
| <input type="checkbox"/> | Shock absorbers MacPherson struts |  |  |  |
| <input type="checkbox"/> | Shock absorber bearings |  |  |  |
| <input type="checkbox"/> | Springs |  |  |  |
| <input type="checkbox"/> | Height sensor |  |  |  |
| <input type="checkbox"/> | Inner tie rods |  |  |  |
| <input type="checkbox"/> | Tie rod ends |  |  |  |
| <input type="checkbox"/> | Trailing arms |  |  |  |
| <input type="checkbox"/> | Center link | |  |  |
| <input type="checkbox"/> | Idler arm | |  |  |
| <input type="checkbox"/> | Steering arm | |  |  |
| <input type="checkbox"/> | Ball joints |  |  |  |
| <input type="checkbox"/> | Bushings |  |  |  |
| <input type="checkbox"/> | Wheel bearings |  |  |  |
| <input type="checkbox"/> | Stabilizer bar Link kit Bearings |  |  |  |
| <input type="checkbox"/> | C.V. shaft Boots Loose joints Bearing |  |  |  |
| <input type="checkbox"/> | Rack and pinion Anchoring Boots Leak Loose | |  |  |
| <input type="checkbox"/> | Steering gear box Leak Loose | |  |  |

TECHNICIAN:



LEGEND:



VERIFIED

N/A - Not applicable



MAINTENANCE



REPAIR